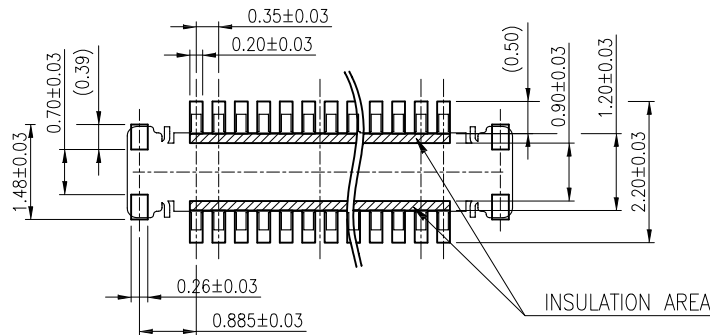


Order information :
BT0353-PXXX-046 G R -S219
1 2 3 4

- Pin No.: 010~060
- Housing high
046=0.46
- Plating
G = Au Gold
- Packing :
R = Tape & Reel

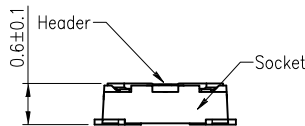
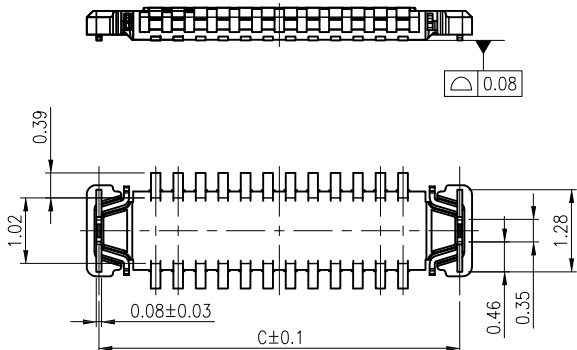
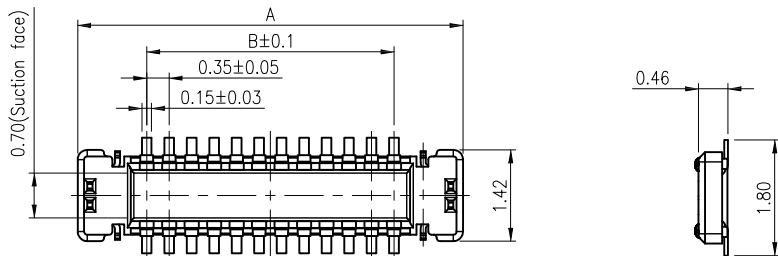
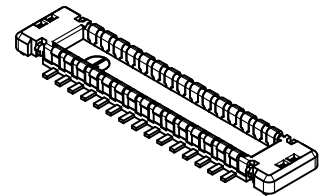
RECOMMENED P.C.B LAYOUT



RoHS
Compatible

RD&發行
2023.12.04
達立

No. of contacts	Dimension		
	A	B	C
10	3.55	1.40	3.17
12	3.90	1.75	3.52
20	5.30	3.15	4.92
24	6.00	3.85	5.62
30	7.05	4.90	6.67
34	7.75	5.60	7.37
40	8.80	6.65	8.42
44	9.50	7.35	9.12
50	10.55	8.40	10.17
54	11.25	9.10	10.87



Specifications

- Rated current : Signal terminal 0.3A per pin
Power terminal 3A Max. per pin
- Rated voltage : 30V AC/DC
- Contact resistance : Signal terminal 90mΩ Max.
Power terminal 30mΩ Max..
- Insulation resistance : 1000MΩ Min.
- Dielectric withstanding voltage: 150 V(AC) for 1 min.
- Operating Temp. : -55°C~85°C

3	Power Pin	Copper Alloy	2	Au Plated
2	Contact	Copper Alloy	XX	Au Plated
1	Housing	High-Temp Thermoplastic	1	Black
No.	Part Name	Material	Qty	Finishing

達立科技股份有限公司
Dawning Precision Co., Ltd.
TEL: 886-2-82271388 FAX: 886-2-82272198

DESIGN	Jeff	SCALE		
DRAWING	Jeff	UNIT	mm	
CHECK	Jeff	SIZE	A4: 210*297	
APPROVAL	Baker	VERSION	02	

TOLERANCE UNLESS OTHERWISE STATED(mm)	PART NAME	BTB 0.35mm male SMT
0 _____ ±0.50	PART NO	BT0353-PXXX-046GR-S219
0.0 _____ ±0.30	DRAWING NO	
0.00 _____ ±0.15	DATE	2023.12.04
ANGLE _____ ±3'		