

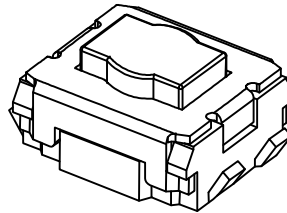
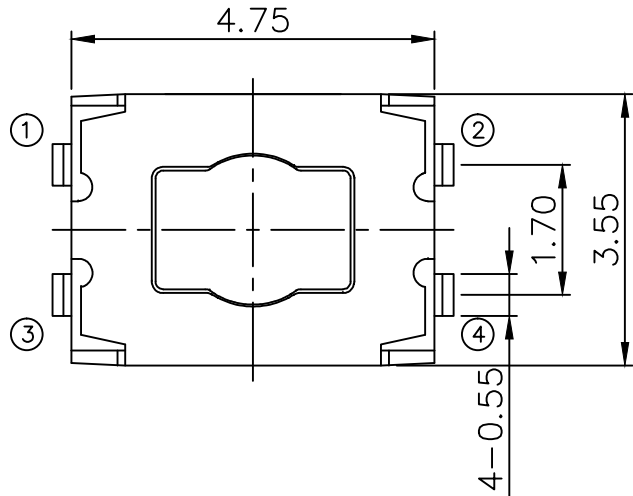
△				
△				
△				
△				
ZONE	REV	DESCRIPTION	DATE	APPD.

ORDER INFORMATION :
TST43B-U-2-S085

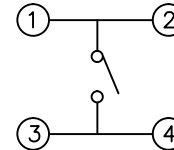
Force
2= 160gf
Terminal type
U = U type
B= 2.50 Height

R&D
2018.07.18
達立

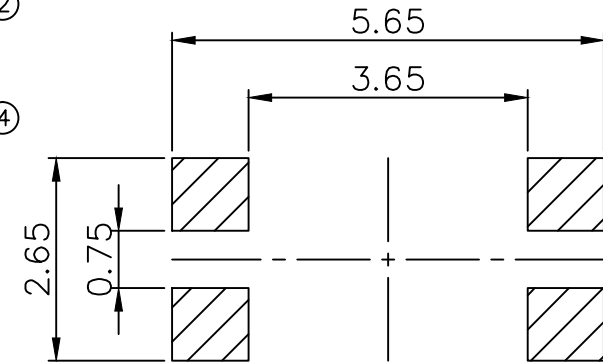
RoHS
Compatible



CIRCUIT DIAGRAM

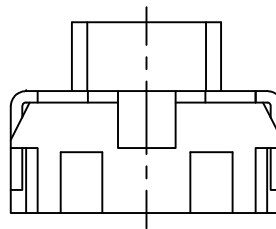
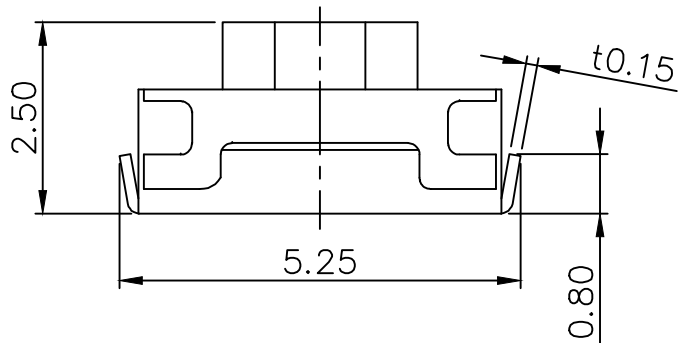


RECOMMENED P.C.B MOUNTING
PATTERN DIMENSION



Specifications

1. Rating : DC 12V, 50mA.
2. Travel : 0.20±0.1mm
3. Contact resistance : 100mΩ Max.
4. Insulation resistance : 100MΩ Min.
5. Operating force : 160±50gf
6. Operating life : 500,000 cycles.



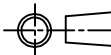
6	Dust cover	Pi film	1	Yellow
5	Stem	PPA	1	Black
4	Cover	SUS	1	—
3	Contact	SUS	1	Ag Clad 0.2μm
2	Terminal	Phosphor Bronze	1	Ag Plated 0.2μm
1	Case	LCP	1	Black
No.	Part Name	Material	Q"ty	Finishing

達立科技股份有限公司

Dawning Precision Co.,Ltd.

TEL: 886-2-82271388 FAX: 886-2-82272198

DESIGN	Jeff	SCALE	
DRAWING	Jeff	UNIT	mm
CHECK	Jeff	SIZE	A4: 210*297
APPROVAL	Honda	VERSION	03



TOLERANCE UNLESS OTHERWISE STATED(mm)	
0	±0.35
0.0	±0.30
0.00	±0.20
ANGLE	±2°

PART NAME	TACT SWITCH
PART NO	TST43B-U-2-S085
DRAWING NO	
DATE	2018/07/18