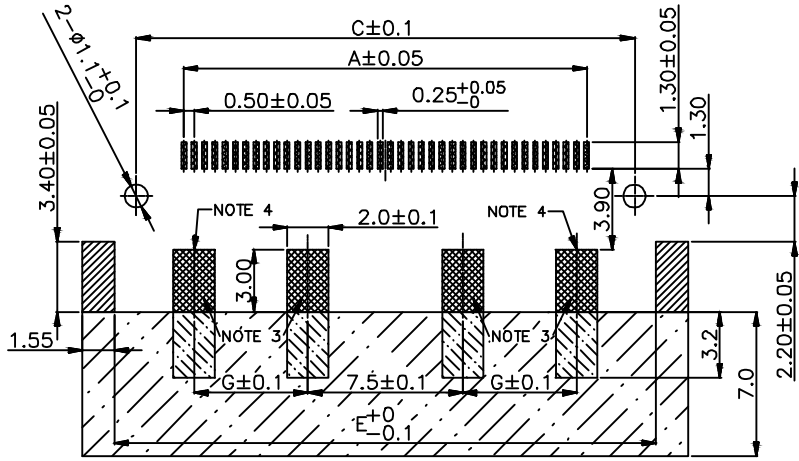
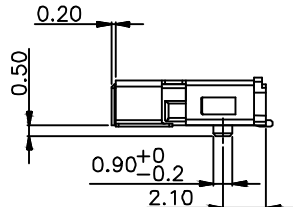
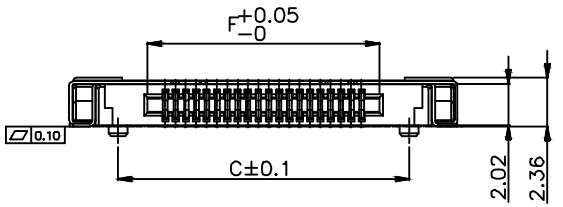
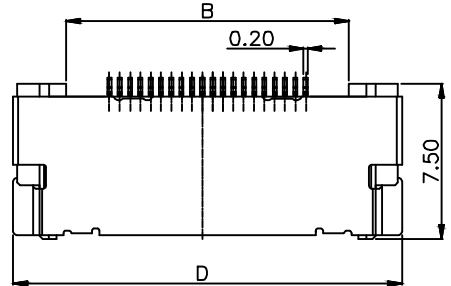
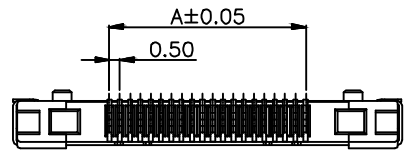


**RoHS**  
Compatible

△				
△				
△				
△				
ZONE	REV	DESCRIPTION	DATE	APPD.



**RECOMMENED P.C.B LAYOUT**

- NOT FOR VIA/TRACE AREA  
WHITE LACQUER LINE AROUND
- NOT FOR TEST POINT AREA  
WHITE LACQUER LINE AROUND

Order information :  
LV0503(H)-XX X X X  
1 2 3 4 5

1. Without "H" : With Halogen  
With "H" : Halogen free
2. Pin No.
3. Packing :  
0 = Tape & Reel  
1 = Tube
4. Plating spec  
S = Matt Sn  
G = Gold flash  
T = Au 3U"
5. Housing :  
B = Black  
N = Natural

Pin No.	A	B	C	D	E	F	G
20	9.5	13.7	14.1	18.8	16.2	11.25	-
30	14.5	18.7	19.1	23.8	21.2	16.25	-
40	19.5	23.7	24.1	28.8	26.2	21.25	5.5

3	Shield	Stainless	1	---
2	Contact	Copper alloy	1	---
1	Housing	High-temp	1	UL94 V-0
No.	Part Name	Material	Qty	Finishing

**達立科技股份有限公司**  
**Dawning Precision Co., Ltd.**  
TEL: 886-2-82271388 FAX: 886-2-82272198

DESIGN	Eason	SCALE		
DRAWING	Eason	UNIT	mm	
CHECK	Eason	SIZE	A4: 210*297	
APPROVAL	Honda	VERSION	01	

TOLERANCE UNLESS OTHERWISE STATED(mm)	PART NAME	LVDS CONNECTOR
0 ±0.35	PART NO	LV0503-XXXXX Series
0.0 ±0.25	DRAWING NO	
0.00 ±0.15	DATE	2020.02.26
ANGLE ±3°		