

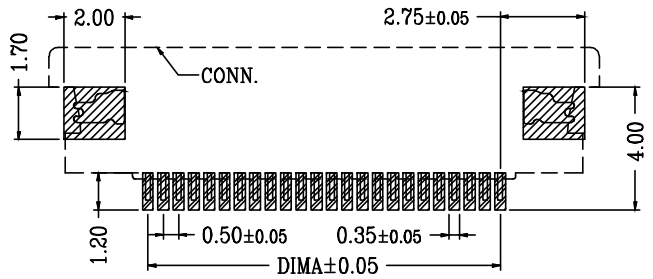
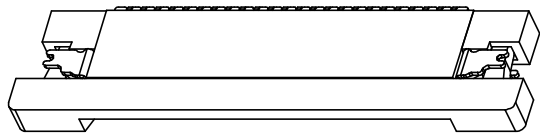
△				
△				
△				
△				
ZONE	REV	DESCRIPTION	DATE	APPD.

**RoHS**  
**Compatible**

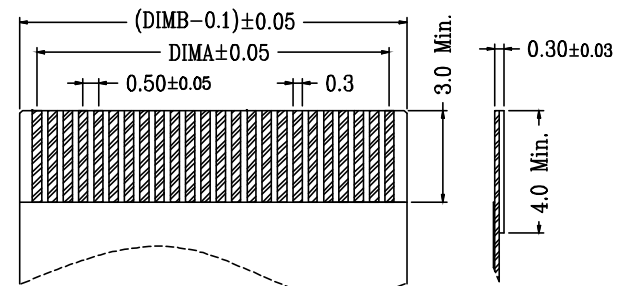
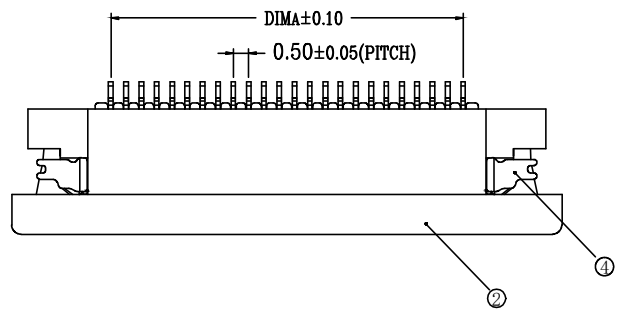
R&D發行  
2024.03.26  
達立

Order information :  
FP051202-xx x xx N-S209  
1 2 3 4

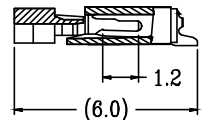
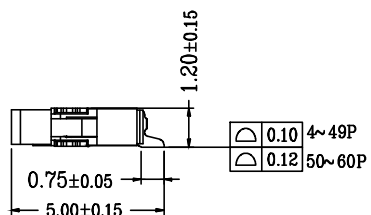
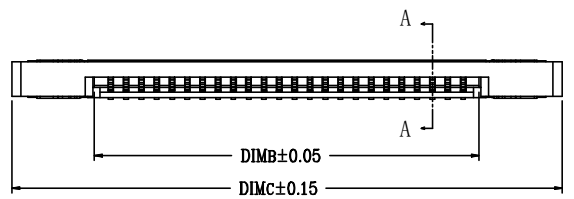
- Pin No. 04~60
- Packing :  
0 = Tape & Reel  
1 = Tube
- Plating spec :  
G0 = Gold Flash  
TM = Matte Tin Plated
- Color :  
N = Natural



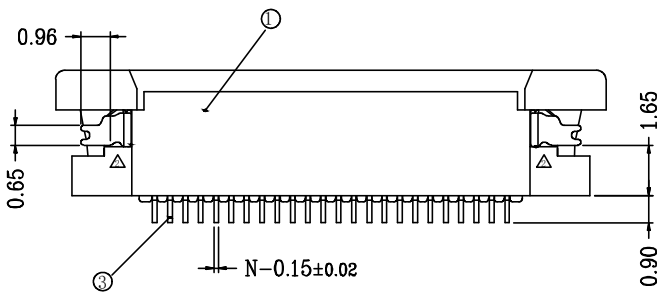
RECOMMENDED P.C.B MOUNTING  
PATTERN DIMENSION



Applicable Flat Cable



SECTION A-A



Specifications

- Voltage Rating : 50V AC/DC
- Contact Resistance : 30mΩ Max.
- Insulation Resistance : 500MΩ Min.
- Dielectric Withstanding Voltage: 150V AC / 1minute.
- Temperature Range : -25°C ~ +85°C

4	Peg	Copper Alloy	1	Sn Plated
3	Contact	Copper Alloy	xx	——
2	Cover	LCP ,UL94 V-0	1	Black
1	Housing	LCP ,UL94 V-0	1	Natural
No.	Part Name	Material	Qty	Finishing

**達立科技股份有限公司**  
**Dawning Precision Co.,Ltd.**  
TEL: 886-2-82271388 FAX: 886-2-82272198

DESIGN	Charles	SCALE		
DRAWING	Charles	UNIT	mm	
CHECK	Charles	SIZE	A4: 210*297	
APPROVAL	Baker	VERSION	01	

TOLERANCE UNLESS OTHERWISE STATED(mm)		PART NAME	FPC 0.5mm PITCH (1/2)
0	±0.50	PART NO	FP051202-XXXXXN-S209
0.0	±0.30	DRAWING NO	
0.00	±0.20	DATE	2024/03/26
ANGLE	±2°		

www.dawning2.com.tw

**RoHS**  
**Compatible**

△				
△				
△				
△				
ZONE	REV	DESCRIPTION	DATE	APPD.

PIN NO.	Dimensions		
	A	B	C
4	1.50	2.56	7.96
5	2.00	3.06	8.46
6	2.50	3.56	8.96
7	3.00	4.06	9.46
8	3.50	4.56	9.96
9	4.00	5.06	10.46
10	4.50	5.56	10.96
11	5.00	6.06	11.46
12	5.50	6.56	11.96
13	6.00	7.06	12.46
14	6.50	7.56	12.96
15	7.00	8.06	13.46
16	7.50	8.56	13.96
17	8.00	9.06	14.46
18	8.50	9.56	14.96
19	9.00	10.06	15.46
20	9.50	10.56	15.96
21	10.00	11.06	16.46
22	10.50	11.56	16.96
23	11.00	12.06	17.46
24	11.50	12.56	17.96
25	12.00	13.06	18.46
26	12.50	13.56	18.96
27	13.00	14.06	19.46
28	13.50	14.56	19.96
29	14.00	15.06	20.46
30	14.50	15.56	20.96
31	15.00	16.06	21.46
32	15.50	16.56	21.96
33	16.00	17.06	22.46
34	16.50	17.56	22.96
35	17.00	18.06	23.46

PIN NO.	Dimensions		
	A	B	C
36	17.50	18.56	23.96
37	18.00	19.06	24.46
38	18.50	19.56	24.96
39	19.00	20.06	25.46
40	19.50	20.56	25.96
41	20.00	21.06	26.46
42	20.50	21.56	26.96
43	21.00	22.06	27.46
44	21.50	22.56	27.96
45	22.00	23.06	28.46
46	22.50	23.56	28.96
47	23.00	24.06	29.46
48	23.50	24.56	29.96
49	24.00	25.06	30.46
50	24.50	25.56	30.96
51	25.00	26.06	31.46
52	25.50	26.56	31.96
53	26.00	27.06	32.46
54	26.50	27.56	32.96
55	27.00	28.06	33.46
56	27.50	28.56	33.96
57	28.00	29.06	34.46
58	28.50	29.56	34.96
59	29.00	30.06	35.46
60	29.50	30.56	35.96

**達立科技股份有限公司**  
**Dawning Precision Co., Ltd.**  
TEL: 886-2-82271388 FAX: 886-2-82272198

DESIGN	Charles	SCALE		
DRAWING	Charles	UNIT	mm	
CHECK	Charles	SIZE	A4: 210*297	
APPROVAL	Baker	VERSION	01	

TOLERANCE UNLESS OTHERWISE STATED(mm)	
0	±0.50
0.0	±0.30
0.00	±0.20
ANGLE	±2°

PART NAME	FPC 0.5mm PITCH (2/2)
PART NO	FP051202-XXXXXN-S209
DRAWING NO	
DATE	2024/03/26

www.dawning2.com.tw