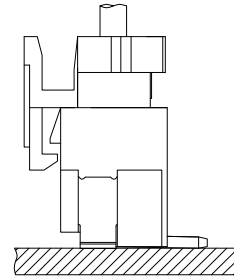
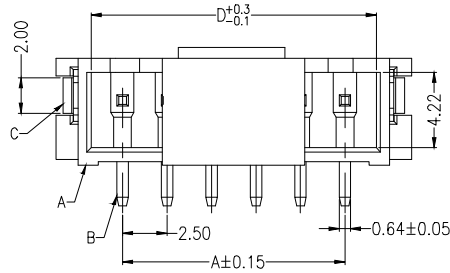
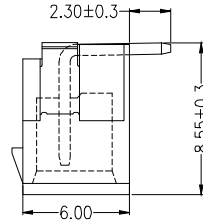
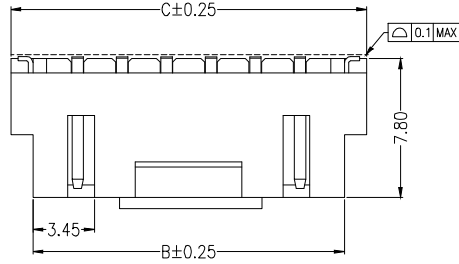


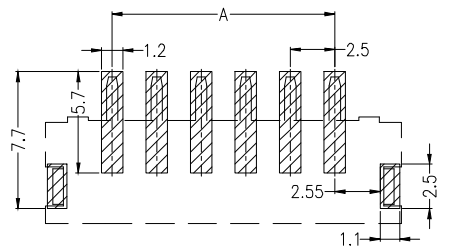
**RoHS**  
**Compatible**

|      |     |             |      |       |
|------|-----|-------------|------|-------|
| △    |     |             |      |       |
| △    |     |             |      |       |
| △    |     |             |      |       |
| △    |     |             |      |       |
| ZONE | REV | DESCRIPTION | DATE | APPD. |

- NOTES:
- MATERIAL: SEE BOM.
  - SPECIFICATION:
    - ELECTRICAL CHARACTERISTICS:(RMS)
      - CURRENT RATING:3A AC/DC
      - VOLTAGE RATING: 250V AC/DC
      - CONTACT RESISTANCE:MAX.20mΩ
      - INSULATION RESISTANCE: 1000 MΩ (Min).
      - WITHSTAND VOLTAGE: 1000V / AC MINUTE
    - ENVIRONMENT CHARACTERISTICS:
      - OPERATING TEMPERATURE:-25 °C TO +105 °C



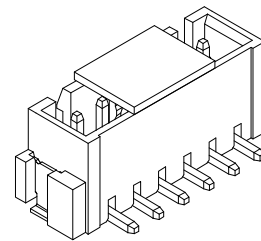
Assembly Layout



SUGGESTED PCB LAYOUT

WB2503H-XX X X X  
 B:BLACK  
 N:NATURAL  
 PLATING SPEC  
 S:MATT Sn  
 B:Pure Tin  
 G:GOLD FLASH  
 PIN NO.  
 PACKING:  
 0:TAPE&REEL  
 1:TUBE  
 2:BAG

| Circuit | Dimensions (mm) |       |       |       |
|---------|-----------------|-------|-------|-------|
|         | A               | B     | C     | D     |
| 02      | 2.50            | 7.50  | 10.00 | 6.00  |
| 03      | 5.00            | 10.00 | 12.50 | 8.50  |
| 04      | 7.50            | 12.50 | 15.00 | 11.00 |
| 05      | 10.00           | 15.00 | 17.50 | 13.50 |
| 06      | 12.50           | 17.50 | 20.00 | 16.00 |
| 07      | 15.00           | 20.00 | 22.50 | 18.50 |
| 08      | 17.50           | 22.50 | 25.00 | 21.00 |
| 09      | 20.00           | 25.00 | 27.50 | 23.50 |
| 10      | 22.50           | 27.50 | 30.00 | 26.00 |
| 11      | 25.00           | 30.00 | 32.50 | 28.50 |
| 12      | 27.50           | 32.50 | 35.00 | 31.00 |
| 13      | 30.00           | 35.00 | 37.50 | 33.50 |
| 14      | 32.50           | 37.50 | 40.00 | 36.00 |
| 15      | 35.00           | 40.00 | 42.50 | 38.50 |
| 16      | 37.50           | 42.50 | 45.00 | 41.00 |



|     |             |       |                 |           |
|-----|-------------|-------|-----------------|-----------|
| C   | SOLDER-TAB  | 2     | PHOSPHOR BRONZE | SN-PLATED |
| B   | CONTACT     | XX    | BRASS           | SN-PLATED |
| A   | HOUSING     | 1     | LCP             | UL94V-0   |
| NO. | DESCRIPTION | Q'TY. | MATERIAL        |           |

**達立科技股份有限公司**  
**Dawning Precision Co.,Ltd.**  
 TEL: 886-2-82271388 FAX: 886-2-82272198

|          |       |         |             |
|----------|-------|---------|-------------|
| DESIGN   | Honda | SCALE   |             |
| DRAWING  | Honda | UNIT    | mm          |
| CHECK    | Honda | SIZE    | A4: 210*297 |
| APPROVAL | Honda | VERSION | 01          |

|                                       |       |
|---------------------------------------|-------|
| TOLERANCE UNLESS OTHERWISE STATED(mm) |       |
| 0                                     | ±0.35 |
| 0.0                                   | ±0.25 |
| 0.00                                  | ±0.15 |
| ANGLE                                 | ±3°   |

|            |                        |
|------------|------------------------|
| PART NAME  | WTB WAFER 2.50mm Pitch |
| PART NO    | WB2503H SERIES         |
| DRAWING NO |                        |
| DATE       | 2020.04.26             |